

49 - 59 FORD CUSTOMLINE



CAR CLUB OF VICTORIA Inc.

THE PREMIER CAR CLUB FOR YOUR
FABULOUS FIFTIES FORD CUSTOMLINE

*MERRY CHRISTMAS AND
A HAPPY NEW YEAR*



www.customlineclub.org.au

December 2009

January – February 2010 Newsletter

49 – 59 Ford Customline Car Club of Victoria Inc.

**“Dedicated to the preservation, restoration and enjoyment
of V8 Fords built throughout the years 1949 to 1959”.**

2008-2009 Committee Members.

President: Mick Breheny
Vice President: Phil Butt
Secretary/Public Officer: Ray Kilby
Treasurer: Jackie Mulroney
Newsletter Editor: Vacant at this stage
Trophies: Phil Butt
Merchandise/Property: Mick Breheny
Runs Co-ordinator: Helen Tuo
Committee Members: Ian Burgess
Bill Macumber
Webmaster: Rob Brereton

Club Permit (RED CH & H PLATES) “Authorised Permit Officer”:
Les Cross

AOMC Representatives: Ray Shalders
Ken Lee

Club Permit “Special Use Vouchers” are available from:
Wayne Paterson
Phil Butt
Ray Shalders
Ken Lee

Please feel free to contact any of the committee or relevant reps for
any queries on any of the above phone numbers, or write to:

**49-59-Ford Customline Car Club of Victoria Inc.
PO Box 221 Reservoir 3073 Victoria Australia.**

Or if you wish you can send an e-mail to the
Cussy Club at: cussyclub@optusnet.com.au

**Our Club Meetings are held
Bi-monthly, commencing at 12:Midday.**

**PLEASE NOTE THE VENUE FOR
THE NEXT MEETING.**

The Next Meeting Dates are:

**February 28th-2010:Committee/General Meeting
April 18th - 2010: Committee/General Meeting**

**Our Meeting Place will be back at the
Sunbury RSL Rooms at the corner of Barkly
and Macedon St. Sunbury. Melway
Reference 382 F4, and remember that we
will start at 12 Midday this time.**

Rob Brereton. Assistant Newsletter Editor.
Phone: (03) 9555-4160 or E-mail to:
cussyclub@optusnet.com.au

The Club Newsletter.

This Newsletter is at present published four times
a year by the 49-59 Ford Customline Car Club of
Victoria Inc, Registered No: A0018043T, PO Box
221 Reservoir 3073, Victoria Australia, and is free
to all financial members.

**Copyright © 2005 49-59 Ford Customline Car
Club of Victoria Inc.** All rights reserved. Extracts
from this newsletter may be reproduced for bona
fide purposes provided (a) the above copyright
statement is carried in full and (b) a proper
bibliographic reference to the newsletter is carried.

Unless stated otherwise the views, opinions and
beliefs expressed in the newsletter are those of
their authors and do not necessarily represent the
views of the Editor or the Club.

Submitting Articles and Photos.

This newsletter is prepared using a word
processor and is photocopied by the Club. It is
preferable to type articles and reports but they can
be in e-mail format or most word processing
formats, and if any of these are unavailable they
can then be submitted in neatly, legible hand
written format.

Electronic images should be submitted as JPEG's,
GIF's or Bitmaps. They should be attached to e-
mails (or included on disks) separately and not
included in the body of the e-mail article and all
images should be accurately captioned.

Photos or pictures submitted, that need to be
scanned by the Editor, should not be folded and
should be packaged with enough protection to
ensure their safety in transit.

Articles and images can be submitted to the Editor
by Post, i.e., hand written, typed, or on 3.5inch
floppy disks or CD's, to 13 Isabella St Moorabbin
3189 Vic. Aust, or via e-mail to:
cussyclub@optusnet.com.au

Membership.

Anyone interested in becoming a Club Member
can do so in one of the following ways.

Contact the Secretary and ask for a membership
application form to be mailed to you.

Come along to a General Meeting and introduce
yourself to the Club Officials.

Send an e-mail to the Editor and get an application
by return e-mail, or download an application form
from the Clubs web site.

**Visitors are always most welcome
to visit the Club's meetings.**



A WORD FROM OUR PRESIDENT

Hi Everyone.

I am finding the position as President to be a very rewarding experience so far and I have started to appreciate all the work that the Committee puts in to keep the Club running. My first meeting as Chairman went rather well and our new Secretary Ray Kilby managed to get the Agenda and Minutes sorted out pretty well. Our new Treasurer Jackie Mulroney also produced an excellent financial report which made my job all that much easier.

We have had a few good runs the last few months and especially the Euroa Run where we had nine Customlines attending, which made a wonderful display for everyone to see. I must thank all those who were present on that run for their efforts in attending that day.

Also our Christmas Party at Woodstock was a great success with thanks going to all who attended and to all those who "Brought the Cussy", as we had eleven vehicles attending, which made a fine display, which also included John and Pat from Moruya NSW. A special thanks to Les and Sue for donating the Jumping Castle and also to Tennille and Rhiannan for donating the Ponies for the kids to ride. Also great thanks to the Wollert CFA for bringing Santa along to the great enjoyment of the kids, who all got a present and a stocking from Santa. Lastly I would like to thank all the others who helped out to make our Christmas Party such a success.

I would like to thank Peter and Lorraine Carroll for attending our Christmas party as Peter's health has not been too good for some time which has prevented them from attending many Club events, but I know he and Lorraine did enjoy themselves greatly.

Since our August meeting we have had four new members join the Club. This really is great to see and I hope all new and existing members can participate in our future meetings and runs. Especially our Kaniva Kruse Weekend and our Great Escape 2010 to the East Coast. Read more about these runs further on.

Now just a reminder that our next meeting is on the 28th February, a week later, and will be held back at the Sunbury RSL Rooms at the corner of Barkly and Macedon St. Sunbury. Melway Reference 382 F4, and remember that we will start at 12 Midday this time.

Once more I would like to thank Les and Sue Cross for their hospitality and the use of their premises whilst the Sunbury RSL rooms were being renovated.

Lastly I would just like to take this opportunity to wish all of our members and their families a very Merry Christmas and a Happy New Year. Stay safe on the roads over the holidays and we "will" see you in the new year.

Your President. Mick Breheny.

FROM THE EDITORS DESK

This note may well be from the editors desk but it is not actually from the editor, because as yet we have not had anyone come forward to say they would be the Newsletter Editor. I must now impress on you all that we really do need someone to do this job, as without a Newsletter you won't find out what is happening within the Club and you won't know when to come along to a Meeting or Run.



This issue is a bit of a team effort between me - Mick Breheny, and Rob Brereton, yes he is still helping out, in fact he has done most of it again although only in an assistant's mode. We have also had the Newsletter printed externally for this issue as we have been offered a very good price on the printing through Terry Usher's contact, and the fact that with the last newsletter Rob had to photocopy all the relevant pages singularly as the photocopier had come to a half death and it was not repairable. So the cost of external printing beats the cost of buying a new photocopier and the bonus is that all the work is done for us. So once more we hope that we have created some interesting reading for you in this issue of the Club Newsletter. Mick Breheny. President. (& Rob Brereton's assistance).

Our New Members

We have four new members to welcome into the Club this newsletter, so let's all congratulate, Gretta Taylor and Charles Edmonds of Mt Evelyn Vic, who have a Blue 57 Mainline. David and Georgina Patching of Narre Warren North Vic, who have a Red and Black 56 Victoria. Simon and Maxine Woollaston of Pukekohe New Zealand, who have a Green 56 Sedan which is undergoing a full rebuild and John Sanderson of Lovely Banks Vic, who has been a member previously, but we don't have a pic of his car.



Club Banner *Windscreen Shade*

Are you interested in purchasing a Club Banner which you can hang on your wall, or even use as a sun shade on the windscreen of your car on hot days, which is also a great way to advertise the Club. The picture at right is actual size, (on the car that is) and they look great. Made of durable vinyl it should last you for years.

If you would like to purchase one then please contact Mick Breheny on (03) 57 , between 7 to 9 pm. They are \$80.00 each and measure approx 1600mmx500.



Euroa Show 'n Shine 2009

We begin our day out by gathering at the BP Wallan, watching the rain fall upon us. Our enthusiasm was quickly turning to disappointment but we were determined to make a day of it.

Les and Sue, Graham and Pam, Kevin, Ray and Sandra, Billy Paton, Joe, Linda and Jack, Phil and Cherie, Jim and Helen and Debbie and myself all met for breakfast.



Quite a few other clubs had also met at the BP so we thought if you can't beat them, join them!! It was quite a sight watching our 9 Customlines pull out onto the freeway and head to Euroa.



As the rain got heavier towards Seymour, I considered heading to the Trawool pub for the day but Debbie

insisted the Sun would come out so we kept on cruising. We arrived at Euroa to find the rain had cleared and there was a sea of motor vehicles and bikes!



Bill Asquith greeted us at the entrance and directed us to our spot for the day.

We parked our cars and set up our banners when Rob and Joan arrived. At this point everyone decided to head off and admire the display of vehicles and bikes.



While the girls wandered through the market, there was plenty for the car enthusiasts to see from

Gogomobiles to Air Ships to Customlines!! I counted 16 in total, a great effort by all!

We all met back at the cars for lunch where we were visited by Terry and Silvana Usher and their baby. The Breheny kids and grandkids all arrived for lunch. Kevin's daughter Emma also dropped in for a visit (she actually had to deliver his mobile phone that he always forgets!!)

After a lovely lunch, a few drinks and great conversation with friends and family, it was once again time to depart. The Sun was shining which made for a lovely cruise home.

Thank you to all those who made the effort to join us in a great day out. Mick and Debbie.



Gassy Club Christmas Party

Woodstock Hall - 2009

The day started fine and warm and just got better all day. Two cars were needed to transport all the goodies to the hall in the morning where Les was setting up the Jumping Castle, and the aroma of the roasting meats wafted around. Many hands helped set up the tables and chairs etc and soon the members started to arrive in their Customlines.

The kids were straight into the jumping castle and when the ponies and Santa arrived about the same time they all headed for Santa. Each kid got a wonderful present from Santa as well as a stocking full of chocolate. Kevin pleaded with Santa but his wish could not be granted although Kevin tried hard by sitting on Santa's knee. After Santa had left the kids really enjoyed the ponies showing their riding skills.

By this time all the Customlines had arrived and lined up in a fashion but never the less they all looked splendid. Everyone spent quite some time looking them all over being fascinated by each one.



A few drinks were consumed whilst waiting for lunch and about 1pm the roasts were served which everyone enjoyed greatly as well as the sweets that followed.

During and before lunch many raffle tickets were sold with eleven hampers being won on the day by many members.

The kids got stuck into the Piñata having a wonderful time breaking them open to souvenirs all the goodies that came tumbling out.

Next on the agenda was the presenting of the trophies for the day. Many members won a trophy for their excellent efforts in preparing their vehicles for the day and I am sure they were all very pleased.



The rest of the day was spent catching up and chatting with new and old friends about all sorts of things. The men wandered about the cars discussing all manner of engines, sizes and.....now how big was that again Helen?

Everyone had enjoyed the day greatly and eventually came to an end with everyone starting to head for home.



Finally I would like to thank everyone for helping organise the day, for selling raffle tickets, providing the entertainment, and especially the members who attended as you really make this day special.



Merry Christmas and a Happy New Year to all.
Mick Breheny..... Your President.

XMAS PARTY PICTURE PARADE



Kaniva Kruse Weekend

Come along and join our Club on a Kruse to Kaniva for their Car & Bike Show on the 13th-February-2010.

We have been especially invited to attend and to display our Customline vehicles.

We will leave Melbourne on Friday the 12th, attend the show on Saturday the 13th and return home on Sunday the 14th after having breakfast at Judy & Bernie's place.

If you wish to attend this weekend away with the Club then please contact Mick Breheny for details on 57 , or e-mail him at madcar@ , by the 5th January 2010.



LIONS CLUB of
KANIVA

**CAR & BIKE
SHOW**

8th
Annual

KANIVA RECREATION RESERVE
SATURDAY FEBRUARY 13th 2010
9.00am - 3.00pm

LADIES LOUNGE
\$1.500 IN PRIZES & TROPHIES

PLENTY FOR THE KIDS
ROCKER COVER RACES
BILLY KART RACES
CRANK IN THE TANK
CAR BOOT MARKET
STALL HOLDERS WELCOME
FOOD AND DRINKS AVAILABLE
NO BYO
\$5.00 ENTRY, KIDS UNDER 16 FREE

"ValentinesShowbring both loves"

Enquiries 03 5392 2302 0427 340 828
www.kaniva.info/carshow.htm



The Great Escape 2010

17TH MARCH TO 26TH MARCH 2010

**Come along and join a great bunch of
Club Members on our 2010 Cruise.**

**Yes we are heading off again on the 17th March 2010
for our East Coast Cussy Cruise.**

**We will be away for 10 days, so get your
calendar in order and make sure that you
have these dates heavily pencilled in.**



**We will head off from Melbourne on the 17th staying the first night at Lakes
Entrance, and the next at Merimbula and then onto Moruya, where we
will spend 5 enjoyable nights enjoying ourselves.**

**Yes, Moruya is where our Member John Newman resides and he has some very
interesting things planned for us.**



**We will then head off to Canberra for some
sight seeing and a visit to the War Memorial and
then spend the night at Yass, then off to
Wodonga for the next night
and then finally
to make the journey home.**

**So if you wish to express your interest in taking another extended cruise
with the Club, over these 10 days, then please
ring Mick Breheny for details on 57 , or e-mail him at
madcar@ , **by the 5th January 2010.****

**There will then be a special meeting held in January
2010, to finalise the details for accommodation and
sightseeing etc.**

**You will be assured it will be another exciting and fun
filled trip for all Club members who attend.
See you all on the road.**



And Don't Forget to Polish the Cussy.

New Club Sticker



Available from the Club at \$10.00 each. Inquire at any meeting or run.

LIGHT & EASY LEMON CAKE

Ingredients

1 ½ cups self-raising flour
1 cup caster sugar
½ cup desiccated coconut
2 teaspoons finely grated lemon rind
125g butter, melted
2 x 60g eggs, lightly beaten
1 cup milk

Icing

¾ cup icing sugar mixture
½ cup desiccated coconut
1 teaspoon finely grated lemon rind
¼ cup lemon juice, approximately

Grease a 20cm round, 7cm deep cake pan and line base with baking paper.

Sift flour into a large bowl, stir in sugar, coconut and rind.

Add cooled melted butter, eggs and milk and mix to form a smooth cake batter.

Pour batter into prepared pan and bake at 160C for 45-50 minutes, or until cake is cooked in centre when tested with a skewer.

Stand cake in pan for 10 minutes, then loosen edges and turn onto a wire rack to cool.

To prepare icing:

Sift the icing sugar into a bowl, stir in desiccated coconut, lemon rind and enough juice to mix to a thick, spreadable icing.

Spread over cooled cake.

Serves 10. *Cake will keep for several days stored in an airtight container in a cool place.*



JOAN'S LEMON CAKE

Possums Recipe of the Month.

Choc-peanut butter cookies

125gm butter

1 cup plain flour

1/4 cup cocoa powder

1 egg

Using beaters cream soft butter & brown sugar,

Add egg & beat well,

Gradually add peanut butter till well combined,

Add flour, cocoa & bi-carb soda, mixing to a soft but not sticky dough.

Roll teaspoons of mixture into balls & place on a greased tray,

Flatten slightly with a fork and bake at 180 c for 15 minutes.

DELICIOUS.

3/4 cup peanut butter

1/2 teaspoon bi-carb soda

3/4 cup brown sugar

Bright Rod Run 2009



We headed off to Bright on a beautiful sunny day, with the Butt's and Mulroney's.

We met up with the Cross's at Beechworth bakery for lunch. On the way back to Bright the Bumble Bee broke a rear wheel bearing which ended his run.




Deb and I must thank Jim and Helen for chauffeuring us around for the weekend. A great night was had at the Ovens Pub with other Club members and on the Saturday we rested a bit. I was not really happy as my car was broke. The Show n' Shine was great on Sunday and was good to hear that one of our new members, Peter



Auer won a trophy for his 55 Sunliner. With Club members we had tea at the Porepunkah Pub on Sunday night. Monday arrived with us all heading for home with Deb and I being chauffeured in the back of Kevin and Jackie's Starry.

Tuesday found the Bee at Trans Gears & Diffs in Thomastown getting a whole new rear end refurbishment. Kevin and Kane acquired all the necessary parts and completed the job without any problems, although it was all only a wheel bearing problem to start with. Good service and discounts will be offered to Cussy Club members.

Mick Breheny.



A Note of Appreciation from one of our Interstate Members who made the effort to attend our Christmas Party.

From: John Newman

To: The Cussy Club

Sent: Saturday, December 12, 2009 8:20 AM

Subject: Club Xmas Party

Hi All,

Arrived back safely at Moruya following a great day with you all. Ended up quite a trip as I had to see friends in Ballarat and Wangaratta. Thanks Jim and Helen, the escort to Ballarat was much appreciated.

The only incident was leaving Ballarat in heavy rain heading for Melbourne and the ring road to the Hume highway.

We travelled back to Moruya via Yass and bypassed Canberra making good time.

Once again thank you one and all for the hospitality and good conversation on the day.

Will meet you at Lakes Entrance for the next escape and hopefully the next Xmas party.

Safe Driving.

John Newman.

PS: John totalled 1600 kilometres for the round trip trouble free.





HAPPY BIRTHDAY TO YOU

Best Wishes to all Celebrating their Birthdays during these months.



December:

3rd Barbara Mawditt
7th Ray Shalders
7th Les Cross
9th Mario Barroso
11th Henk Mennen
16th Rob Mawditt
17th Jeff Cilia
21st Susie Barroso
22nd Bill Mills

27th David Patching

January:

10th Mick Breheny
10th Ken Fowler
21st Marie Edmonds
22nd Harry Beckwith
26th Richard van Egmond
27th Bill Macumber
30th Gretta Taylor

February:

1st Margaret Mennen
7th Bev Lavery
16th Peter Hibbert
16th Linda Faralla
20th Maureen Horne
21st Peter Auer
25th Shirley Lee

New New, New for You....Club Merchandise

Be Seen in the Latest Gear from our Club

MEN'S BIZCOOL™ Flash Polo...& Ladies Styles

P3010 Sizes: S, M, L, XL, 2XL, 3XL, 5XL

BIZ COOL™ 100% Breathable Polyester single jersey knit. Snag Resistant fabric. Knit collar with contrast tipping. Standard 3 button placket. Contrast twin stripe from shoulder to sleeve cuff. Contrast curved panel from underarm to the back of the polo. Side splits. Loose pocket included. 185 GSM. Some other colours available at extra cost.

Price to Members: \$30.00. Includes Club Logo.



MEN'S TORQUE SHIRT...& Ladies Styles

SH730 Sizes: S, M, L, XL, 2XL, 3XL, 4XL, 5XL

65% Polyester 35% Rayon - comfortable heavier weight fabric. Short Sleeve shirt with contrast collar, cuff and side panels. Jet pocket and side splits. All colour ways with reflective silver piping. Some other colours available at extra cost.

Price to Members: \$45.00. Includes Club Logo.



PEAK CAPS...Men's or Ladies Styles.

Excellent Quality Caps. Invisible Elastic Banded. 2 Sizes Fits All. Includes Club logo. **BLACK ONLY.**

Price to Members: \$25.00. Includes Club Logo.

STUBBY HOLDERS...Men's or Ladies Styles, Left or Right

Handed. Quality Neoprene Material. Non crackable printing style. Includes Club Logo with a Picture of **YOUR CAR**, (Not Micks). Please supply a picture of your car you wish to have printed on your Personal Stubby Holder. Price to Members: \$10.00. Includes Club Logo and Picture of Your Car.



For all Inquiries and Orders Please Contact:


MICK BREHENY, on 04 , between 7:00 & 9:00

pm please. Or catch him at a Club meeting or run, where he will have order forms ready for you to fill in. **Payment is required at time of order.**



FORTHCOMING EVENTS

Official Club Runs are in: ***"Bold Italics"*** with  indicated.



January 2010

17th 	<i>"Lilydale Lakes Picnic Run"</i> We are having a Picnic at Lilydale Lakes. Melways Ref 38 - F6. Meeting at Maccas Nunawading, Corner Maroondah Hwy & Springvale Rd. at 10 am. Departing at 10:45 am.
31st	All Makes Swap meet & inaugural Croydon Classic Car Show. East Field Park - Eastfield Rd - Croydon. Melways 50 J9.



February 2010

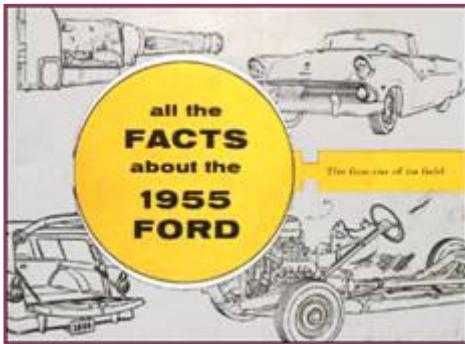
13th 	<i>"Lions Club of Kaniva Car & Bike Show"</i> This will be a great weekend away with the Club. Leaving Friday morning and returning Sunday afternoon. See the flyer on page 8 for more details.
14th	Picnic at Hanging Rock. Car Show, Market, Swap.
21st	All Ford Day at the Deakin University Sports Ground, Waurin Ponds, Geelong. Meeting at FORD Geelong at 9.00am, arriving at Deakin Uni all together. Cars have to be in by 9.30 to be judged if entered and before 10.00 for display only.
27th	Super Southern Swap Meet at Ballarat Airport.
28th 	<i>"Committee/General Meeting"</i> <i>PLEASE NOTE VENUE CHANGE</i> Our Meeting Place will be back at the Sunbury RSL Rooms at the corner of Barkly and Macedon St. Sunbury. Melway Reference 382 F4, and remember that we will <i>start at 12 Midday</i> this time. Tea & Coffee supplied. Don't forget to bring the Cussy.

March 2010

7th 	<i>"Wallington Winery Run"</i> Mc Glashan Wallington Estate Winery, Wallington. 225 Swan Bay Road, Wallington. Meet at Ford Factory at 11.30 am. BYO picnic or we can pre order platters at \$25-\$40 per platter which suits 2-3 people. Ring Helen to pre order.
17th 	<i>"The Great Escape 2010"</i> Come and join us on our 2010 Road Trip through South Eastern Victoria, the South Coast of NSW to Moruya, across to Canberra, Yass, Albury and then home. See the flyer on page 9 for all the details.

April 2010

11th 	<i>"In the Drivers Seat"</i> Visually Impaired peoples day at Sandown Motor Circuit. Please contact the Club Secretary Ray Kilby if you wish to attend this day. Starting time approx 10am.
18th 	<i>"Committee/General Meeting"</i> <i>PLEASE NOTE VENUE CHANGE</i> Our Meeting Place will be back at the Sunbury RSL Rooms at the corner of Barkly and Macedon St. Sunbury. Melway Reference 382 F4, and remember that we will <i>start at 12 Midday</i> this time. Tea & Coffee supplied. Don't forget to bring the Cussy.



DONT TAKE LIFE TOO SERIOUSLY

I just had a call from a Charity asking me to donate some of my clothes to the starving people throughout the world.

I told them "that anybody who fits into my clothes isn't starving"!!

DISC DIAGNOSTICS

Supplied by Jim Pierce

DIAGNOSTIC TIPS

Are your brakes acting up? Use this chart to pinpoint the problem.

Extremely hard pedal: vacuum booster failing or failed

Spongy pedal: air in system, rubber hose weak and expanding under pressure

Excessive pedal travel: worn friction material or misadjusted shoes

Squealing: dust, incompatibility of friction material with contact surface, loose disc pads

Pulsation in pedal: front rotor warped

Pulsation in chassis/body: rear drums or rotors warped

Pedal sinks: hydraulic leak

Pedal is at first hard and then slowly sinks: master cylinder seal leaking in the bore

TOOLS OF THE TRADE

A proper brake job can be accomplished with normal mechanics tools—with the exception of a brake spoon to dust drum systems. Specialized brake service tools will make the task easier and faster, but in most instances are not required. The following is a list of dedicated brake tools that would be an asset to have. Cost will vary with quality and manufacturer, but in most instances everything listed can be purchased for \$200.

- Brake spoon
- Caliper piston retraction tool
- Drum brake spring pliers
- Drum brake retaining spring tool
- Bleeder wrench
- One-man brake bleeder vacuum pump

12-12-2009. MJB & RJB.